



March 18, 2023

**10:00-11:30 am Pacific time
General Meeting
Via Zoom**

Join Zoom Meeting here (or paste the link into your browser):

<https://us02web.zoom.us/j/85181374479?pwd=Nk96bDZWOE0yM1p0amVjQlV2QVpRUT09>

Enter Meeting ID & Passcode if prompted

Meeting ID: 851 8137 4479

Passcode: 461243

Please start logging into the Zoom Meeting 15 min. early (9:45 am). Susan will send a reminder email out on Friday before the meeting.

If you do not have a computer or you do not have a speaker/headset on your computer, you can call in to this local number and participate in the meeting from your phone: (253) 215-8782

(you will be prompted to put in the meeting ID and passcode above).

If you are not local, find your local number here:

<https://us02web.zoom.us/j/kcdeLmYlka>

Trouble getting into the meeting?
Text Susan at 206-790-1133

Table of Contents

<i>Pg.</i>	<i>Content</i>	<i>Includes</i>
2	President's Page	Pres. Letter (SDP Situation) & 2023 Board & Committee Chairs
3-4	Event Calendar	Event Calendar, After-meeting workshops, Maxine Thomas, Lynne Andrews, Prudy Vannier
5	Minutes	VOTE to Accept
6	Committee Reports & New Members	Education Membership Door Prize New Members
7	Membership	Birthdays, Sunshine, Membership Renewal Form
8-9	Finance	Treasurer Report & Budget VOTE to Accept
10	Strategic Planning	Planning Goals—where we stand
11	Happy Birthday	List of our Charter members and Past Presidents
12-16	Funky Chicken	Instructions and Pattern

**After Meeting Paint-In
Funky Chickens**

12:00-3:00 pm Pacific time
See Page 4

From the President

Happy Birthday Northwest Decorative Artists!

Birthday: It was a dilemma for me this time whether we are 0 or 43 years old. I decided for now we are both. Even though we are newly independent from the SDP, we have been a group for 43 years and I don't want us to lose all that history. I have invited our charter members and our past presidents to our March meeting to be recognized, and to join us for the after-meeting workshop.

After-Meeting Paint-Ins: We are painting Funky Chickens with Barb Brady at our meeting in March! If you have ever been to my house, you know that there are roosters and chickens everywhere and I love the plaid background! I hope you will join us for this fun workshop! You can see all the wonderful workshops we have planned this year on our website by selecting the **Class Calendar** tab.

Nancy Welch, our VP is busy planning our workshops for 2024. If you are interested in teaching a one of our after-meeting paint-ins, you can contact Nancy at nwdecoartistsnews@gmail.com.

Seminars: We have two more seminars this year; Lynne Andrews in July and Prudy Vannier (the Spindles) in September. The Education Committee is currently working on selecting options for Lynne Andrews for you all to vote on. So, watch for that in your email. Registration will open around May 1st.

Zoom Room Studio Session: February 26th we held our first Zoom Room Studio Session, which is just an opportunity to get together with our fellow painters and visit and paint (drink a little wine if you want). It is something other groups are doing, and we thought we would try it. Seven members attended. Our next Studio Session will be held on Sunday, March 26th at 1:00 pm

Show-and-tell – Don't forget to bring your show and tell projects to the meeting. Also, Monica is putting together a slide show for our web site, and we are looking for photos of member's paintings to put on there. Contact Monica at mbayness@gmail.com

Susan Treiber

2023 Board of Officers

President	Susan Treiber
VP / Pres. Elect	Nancy Welch
Secretary	Dawn Cutler
Treasurer	Monica Bayness
Financial Secretary	Cheryl Smith
Membership	Karla Linder Ann Clardy
Past President	Judy Fischer
Financial Agent	Kim Falk

2023 Committee Chairs

Door Prizes	Liz Carlson
Education	Dawn Cutler
Ethics: Board	Karla Linder
Ethics: Member	Sue Holmes
Ethics: Member	Mary Ellerman
Evergreen State Fair	May not be doing this
Five-Year Planning	Open
Fundraising: Bazaar	Joy Halladay
Photographer	Open
Holiday Bazaar	Joy Halladay
Holiday Party	Open
Newsletter	Nancy Welch
Nominating Carryover	Karla Linder
Promotion/Publicity	Susan Treiber
Retreat (if Flagler opens)	Mary Ann Campbell
Service Project	Joy Halladay
Storage Unit Disposition	Judy Fischer
Sunshine	Rose Frank
Webmasters	Monica Bayness, Nancy Welch



Event Calendar Zoom (Pacific Time)

January

- 21 NWDA General Meeting 10:00-11:30
- 21 Paint-in: Treasure Boxes 12:00—3:00
- 28 **Paulette DiGesare, Christmas Sampler 9:00-4:00**

February

- 12 NWDA Board Meeting 10:00-11:30

March

- 18 NWDA General Meeting 10:00-11:30
- 18 Barb Brady: Funky Chickens 12-3:00
- 25 **Maxine Thomas, Kringle 9:00-1:00**
Class Closed

April

- 9 NWDA Board Meeting 10:00-11:30

May

- 20 NWDA General Meeting 10:00-11:30
- 20 Helen Wyrich TBD 12:00-3:00

June

- 11 NWDA Board Meeting 10:00-11:30

July

- 15 NWDA General Meeting 10:00-11:30
- 15 Georgia Magarrell, Flying the Flag 12:00-3:00
- 29 **Lynne Andrews Workshop 9:00 TBD**

August

- 13 NWDA Board Meeting 10:00-11:30

September

- 10 NWDA General Meeting 10:00-11:30
- 10 Kim Falk, Boo Moon 12:00-3:00
- 23 **Prudy Vannier, Spindles 9:00-1:00**

October




- 9 NWDA Board Meeting 10:00-11:30

November

- 18 NWDA General Meeting 10:00-11:30
- 18 Monica Bayness, Chunky Turkey 12:00-3:00

December

- TBD Holiday Party
- 10 NWDA Joint Board Meeting 10-11:30



March After Meeting Paint-In Funky Chickens taught by Barb Brady



Pattern and instructions can be found at the end of the newsletter

#



Minutes

NW DECORATIVE ARTISTS GENERAL MEETING

Date: January 21, 2023

Time: 10:00

Susan Treiber, President; Dawn Cutler, Recording Secretary; Monica Bayness, Treasurer; Cheryl Smith, Financial Secretary; Karla Linder, Membership; Ann Clardy, Membership Assistant; Judy Fisher; Rochell Duprey, Mary Ellerman, Liz Carlson; Janie Sevela; Joy Halladay; Virginia Mann; Sue Holmes; Rose Frank; MaryAnn Campbell; Barb Pearson; Carol Voyles; Janine Ohmer

Guest - Steph T

Meeting Opened: 10:08 AM

Quorum: We have a quorum.

Old Business:

November 2022 General Meeting Minutes: Motion to accept minutes as published in the newsletter: Mary Ellerman asked that we add who motioned and seconded the approved new board members. Karla Linder, MaryAnn Campbell seconded, minutes were approved as corrected.

Installation of New Officers: Susan thanked the officers who served in 2022 and mentioned MaryAnn Campbell and Diane Caldwell were stepping down. The new board was welcomed and introduced.

Treasurer report - Monica went over the report that was put in the newsletter. There was a transfer of \$582.27 from savings to balance the accounts. The projection for 2022 was \$2000 but with our revenue from membership and seminars we did not need that whole amount. Motion to approve minutes: Mary Ellerman made motion with Joy Halladay seconded it, motion passed.

The 2023 budget was discussed, and any changes needed. Motion made by MaryAnn Campbell, Judy seconded it, motion passed.

Education chair report – Dawn reported 42 registrations for Paulette DeGisare “Christmas Sampler” workshop, 15 are new members. “Kringel” with Maxine Thomas in March has 28 registered, with 7 new members. We also have Lynne Andrews in July (project TDB) and Prudy Vannier “Santa Spindles” in September.

Membership – Karla reported we have 36 new members and as of today we have 70 members' total. Of the 70 we have 35 returning and 9 have not been renewed yet.

Newsletter – Susan Treiber has been filling in for Nancy Welch who is back and will be doing the newsletter. Please have any newsletter info to Nancy by February 18th.

Birthday Cards - Judy asked for the birthday list to be put on the website.

Paint In's – Monica Bayness had the 5 paint ins planned for 2023 and pictures are on the website. Today's project is treasure boxes but the next one will be "Funky Chickens" with Barb Brady.

Treasure Boxes – Joy reported that 29 boxes were sent to Shriner's. Barb Pearson asked if her group of high school students could paint some boxes. Discussion over what boxes and designs worked as well as how to get reimbursed for the supplies.

Sunshine – Rose reported that she sent a card to Sue Calvin and Janie Sevela.

SDP - they have officially merged with their foundation and that releases the chapters. A confidential vote was done with the NWDA to form an independent group or dissolve. 2/3 of the members voted and it was unanimous to continue as an independent group. Susan and Kim are working with the lawyer (Lyda Lawfirm, Bothell, WA) to get things started.

Bylaws and Standing Rules revision: Susan updated the bylaws and standing rules by taking out all the SDP and chapter references. Mary pointed out some typo errors that will be fixed. The attorney will need to fix the bylaws and standing rules to comply with Washington State so they will be changed as needed. Motion to accept the changes as of now made by MaryAnn Campbell and seconded by Joy Halladay, motion passed.

A concern was voiced about membership no longer having different fees for teachers and businesses. Susan said, this was part of the strategic plan and was voted on by the membership. She is going to check on the specifics.

New Business:

Open Zoom room - February 26th @ 1:00 PM. We will have a few hours to chat and paint whatever project you are working on. If it goes well, we will open more in the future.

Spin the wheel raffle – Rochelle Duprey won, picked the Kringel workshop as the prize.

Show and tell – Judy, Cheryl, Joy, Dawn and Rose showed projects.

Meeting Adjournment: motion made by Mary Ellerman, seconded by Judy Fisher.

The meeting ended at 11:42.




Membership

March		
Charlotte	Caruso	2
Janie	Sevela	4
Camille	McDaniel	5
Lorri	Andrews	12
Denise	Voll	13
Helen	Wyrich	21
Deanna	Carter	24
Georgia	Magarrell	31
April		
Joy	Halliday	7
Marilyn	Healy	7
Cheryl	Smith	20
Janet	Findlay	24
Rochelle	Duprey	25
May		
Janine	Ohmer	20
Linda	Camp	28
Kim	Falk	31

Happy Birthday!


Sunshine



Rose Frank sent cards to Sue Calvin (Past President) and Janie Sevela.

Judy sent cards to a members with birthdays in January and February

If you know of a NWDA member in need of "Sunshine," please be sure to contact our Sunshine Chair, Rose Frank (253.854.5768) or rocknrrr@comcast.net so we may send cards .
Thank you



Northwest Decorative Artists 2023 Membership Application

Please complete this form and RETURN it to our Financial Secretary below when joining or renewing.

Name (first, last):		Home Phone:	
Street Address:		Cell Phone:	
City, State, ZIP:		Birthday:	(month/date)
E-mail Address:		Spouse:	

Best way to contact you: Home Phone Cell Phone Email Other:

I give my permission to use my picture on the NWDA web-site. Yes No

(If no choice is selected, it will be assumed that you are comfortable with appearing on the website.)

<input type="checkbox"/> New <input type="checkbox"/> Renewal
Member
Membership \$20.00 (check) / \$21.25 (PayPal)
Make check payable to "Northwest Decorative Artists" and mail it along with this form to our Financial Secretary:
Cheryl Smith * 325 160th Pl. SE * Bothell, WA 98012 * wanwdamembership@gmail.com

Lets roll out the red carpet and welcome our new members!

- ◆ Sue Bowers
- ◆ Cecelia Denton
- ◆ Donna Ingram
- ◆ Cyndi Monroe
- ◆ Roxanne Mustizer
- ◆ Janine Ohmer
- ◆ Barb Peterson
- ◆ Bobbie Reddington
- ◆ Denise Renault
- ◆ Karen Schaffert
- ◆ Crystale Schreiber
- ◆ Debbie Suenram
- ◆ Marilyn Winder



“ Are you interested in be more involved in the group?” We are looking for people to join a few committees to help with Facebook and social media promoting, service projects, open Zoom room for painting time.

You don't have to be local, groups can meet on Zoom or just coordinate with emails. We are interested in more community in our group and ways to promote painting. We are so excited that our group is growing and would love to get to get more members involved.

Committee Reports!

Membership

As of this publication, we have a total of 82 members that have joined or renewed for 2023. If you haven't received a welcome letter and membership card for 2023, we possibly have not received your dues yet. Please check your records.

Membership files have been turned over to Karla Linder, who is the new membership chair for 2023. You can email Karla at wanwdamembership@gmail.com if you have questions about your membership dues.

Education Committee

Registration for Maxine Thomas' class is closed. We have 46 signed up for Maxine Thomas' "Kringle." Next will be Lynne Andrews in July, which we have not selected potential projects for as of yet. We hope you will be able to take advantage of some of these wonderful workshops.

Door Prize

One of our new Members, Rochelle Duprey, from Florida, was the lucky winner in the January, Spin the Wheel Drawing.

Rochelle chose to have a free Maxine seminar as her prize.

How can you be our next winner? All you must do is to attend our next General Meeting in March. Everyone who is on our Zoom Meeting will be entered for a chance to win either a Gift Card to Michaels, JoAnn's or one of our upcoming Seminars. There is no purchase necessary to win, just dial into the Meeting. Hope to see you there in March.

Liz Carlson

2024 After Meeting Paint-Ins

I would like to thank Monica for getting the teachers for our 2023 after meeting paint-ins while I was out of commission sick with Covid. Very much appreciated Monica!!!

I'm working on getting teachers for our 2024 After Meeting Paint-Ins. If you are interested, please contact me at nwdecoartistsnews@gmail.com for further details.

Northwest Decorative Artists, Inc.
Profit & Loss

Cash Basis

January 1 through February 22, 2023

	<u>Jan 1 - Feb 22, 23</u>
Ordinary Income/Expense	
Income	
MEMBERSHIP INCOME	
Membership Dues Income	597.50
Total MEMBERSHIP INCOME	597.50
SEMINAR INCOME	
Maxine Thomas	927.40
Paulette DiGesare	275.10
Total SEMINAR INCOME	1,202.50
Total Income	1,800.00
Expense	
BANKING EXPENSES	
Bank Charges	87.08
Total BANKING EXPENSES	87.08
INSURANCE, TAXES, LEGAL EXPENS	
Incorporation/Legal	3,500.00
Total INSURANCE, TAXES, LEGAL EXPENS	3,500.00
MISCELLANEOUS EXPENSE	
SERVICE PROJECTS	
Treasure Boxes	60.50
Total SERVICE PROJECTS	60.50
Total MISCELLANEOUS EXPENSE	60.50
RENT EXPENSE	
Storage Unit Rent	341.00
Total RENT EXPENSE	341.00
SEMINARS EXPENSE	
National Teacher Expense	
Seminar Exp - Paulette DiGesare	530.00
Total National Teacher Expense	530.00
Total SEMINARS EXPENSE	530.00
Total Expense	4,518.58
Net Ordinary Income	-2,718.58
Net Income	<u><u>-2,718.58</u></u>

Northwest Decorative Artists
Balance Sheet
As of February 22, 2023

	<u>Feb 22, 23</u>
ASSETS	
Current Assets	
Checking/Savings	
CASH	
Checking, Sound Credit Union	2,106.13
Key Bank Checking	17,547.99
Key Bank Savings	18,953.77
Pay Pal Account	646.87
Total CASH	<u>39,254.76</u>
Total Checking/Savings	<u>39,254.76</u>
Total Current Assets	<u>39,254.76</u>
TOTAL ASSETS	<u>39,254.76</u>
LIABILITIES & EQUITY	
Equity	
Unrestrict (retained earnings)	41,973.34
Net Income	<u>-2,718.58</u>
Total Equity	<u>39,254.76</u>
TOTAL LIABILITIES & EQUITY	<u>39,254.76</u>

Strategic Plan Implementation

Increase Membership

- Developed mailing list of close to 300 persons ✓
- Offering member price for workshops to those who join our group ✓
- Result: Total of 80+ members since January 1, 2023, but this is also attributed to having excellent workshops. ✓
- Have workshops ready to go at the beginning of the year. ✓
- Single membership fee implemented ✓

Make Group More Interesting and Friendly

- Have Show N Tell at meetings ✓
- Spotlight member in the newsletter. (You might get called for the next newsletter)
- Open Studio Meetings. First meeting is scheduled for Sunday February 26th at 1:00 pm ✓

Promote Decorative Painting

- We will posting a series of slide shows on our website of our member's paintings. **Please send your photos in to Monica (mbayness@gmail.com) if you want to be included.**
- **Tips and Techniques:** We will be adding a section for tips and techniques to our web site. If you have some that you want to include, please send them to Monica (mbayness@gmail.com)
- New Product Demonstrations—coming soon
- Grow our private Facebook page.
 - ⇒ **We are looking for a few volunteers to post on our private Facebook page.** The idea is to post your completed artwork, upcoming events and workshops, and repost demonstrations, etc.
 - ⇒ Invite more people to join our private Facebook group

Happy 43rd Birthday Northwest Decorative Artists!



Charter Members

Recognizing those responsible for our Group's beginnings.

*Barbara Arnold
Sherry Brooks Laatsch
Eleanor Burkhardt
Jean Churchill
Sherri Donaldson
Billie Joy Eller
Mary Ellerman
Linda Giddens
Marian Griffith*

*Joyce Griggs
Donna Hansen
Nadyne Hume
Marilyn Jarvis
Gloria Jensen
Charlotte Key
Imogene Knightall
Janice Koval
Audrey (Nordlund) Balfour*

*Esther Nelson
Mary McSherry
Juanita Murray
Marlene Pederson
Helen Shurtz
Charlene Siemering
Molly Stoddard
Norma Stromberg
Maxine Tobler*

Past Presidents

Recognizing Past Presidents who guided our group to where we are today:



1980.....Linda Giddens
1981.....Molly Stoddard
1982.....Mary McSherry
1983.....Marilyn Jarvis
1984.....Mary Ellerman
1985.....Virginia Knight
1986.....Marian Griffith
1987.....Sherry Bunn
1988.....Flo Peckinpaugh
1989.....Jean Shoemaker
1990.....Vicki Lange
1991.....Isabelle Lynch
1992.....Drienna (Millard) Munsell
1993.....Bea Johnson
1994.....Mike Ellerman
1995.....Elaine Holler
1996.....Cindy Lewton
1997.....Susan Treiber
1998.....Joy Halladay
1999.....Sally Wright
2000.....Linda Rasp

2001.....Dianna Shimizu
2002.....Kim Falk
2003.....Char Peterson
2004.....Liz Carlson
2005.....LuAnn Ward
2006.....Debbie Mathews
2007.....Lynn Jorgensen
2008.....Holly McDonald
2009.....Charlene Siemering
2010.....Vicki Lange
2011.....Kim Falk
2012.....Lili LaRue
2013.....Sue Calvin
2014.....Mary Ellerman
2015.....Janie Sevela
2016.....Holly McDonald
2017.....Rose Frank
2018 & 2019.....Nancy Welch
2020 & 2021.....Judy Fischer
2022 & 2023.....Susan Treiber





Funky Chickens

Funky Chickens Prep

Adapted from picture in Pinterest

DecoArt Americana Paints

Antique White
Black
Black Plum
Burnt Sienna
Buttermilk
Cobblestone
Cocoa

Country Red
Hauser Light
Hauser Medium
Marigold
Melon
Morning Mist
Plantation Pine

Slate Grey
Sunny Day
Warm White
Zinc
Sand Gray
Golden Straw

Supplies:

Surface of your Choice. This can be done on a wood surface, a plate, a canvas, a teapot. Use your imagination.
Stencil of your choice (Buffalo plaid, checks, chicken wire, polka dots etc.)

I used a buffalo stencil from Tim Holtz.

Your favorite brushes

White Gel Pen

Identipen

Regular Painting supplies

Background Preparation:

Paint entire surface with background color of your choice. Measure off pattern area and base in slate Gray.
Stencil the nonpattern area with the stencil you chose (ie: buffalo plaid, checks, etc.). If you wish to stencil background of the pattern area do so now (ie: chicken wire) in the color of your choice.

After dry put on pattern.

Chicken:

Top off body is Warm White. Bottom of body is Black. The cheeks, waddle and plume are Country Red. Eyes are Warm White. Beak is Marigold.

Tail feathers are numbered on patten and based as follows: 2, 8, 12, 15, Black.

1, 3, 5, 9, 14, 13 Cobblestone.

4, 7, 10, 11 Zinc.

6 Moring Mist

Eggs are based in Antique White.

See you in class,
Barb

Funky Chickens

Adapted from picture in Pinterest

Finishing instructions



Chicken: top of body is lightly shaded with Black. Use your stylist to apply black dots. I used two different sizes.

Bottom of chicken body has several different sizes of dots in cobblestone. Use different sizes of stylists the end of a brush, stencil or anything that will give you the desired size dots.

The cheeks, waddle and plume are shaded with Black Plum and highlighted with Melon.

The eyes have a black dot in the middle.

The beak is shaded with burnt sienna and highlighted with Sunny Day.

Tailfeathers pattern:

Feathers 1, 3, 5, 9, and 13 are lined with Warm White.

2, 8, 12 and 15 are a plaid with Morning Mist.

4, 7, 10, and 11 are dots of cobblestone.

6 and 14 have black dots.

After the patterns are applied to tailfeathers all are shaded with black.


Eggs are shaded with cocoa and drybrush centers with buttermilk.


Grass is applied to the ground area using your liner and a combination of Golden Straw, Hauser Light, Hauser Medium, Plantation Pine, and Burnt Sienna.

Using your Identipen outline the entire pattern. Also, with the Identipen apply the dotted lines on upper white half of chicken body. The black lower half of the body has white dotted lines using the white gel pen.

Finish by varnishing or using a spray finish.

Enjoy!!





NWDA Newsletter
c/o Nancy Welch
9301 44th Ave SW
Seattle, WA 98136



Advertising Rates			
Member	Page	Size	Non-Member
\$16.00	Full	8 x 10.5	\$32.00
\$10.00	Half	8 x 5	\$20.00
\$6.00	Quarter	4 x 5	\$12.00
\$4.00	Eighth	Business Card Size	\$8.00

Check/money order must accompany your ad.

Meeting Location: Zoom

<https://www.nwdecorativeartists.org/>
<https://www.facebook.com/nwdecorativeartists>

Next Newsletter Deadline: December 18th.

Send newsletter articles and/or advertising to: nwdecoartistsnews@gmail.com

Privacy Notice

All of us value our privacy. The NW Decorative Artists appreciates members sharing their contact information (e.g. name, address, phone, email, etc.) for publication in our membership directory and newsletter. This information is for exclusive use of NW Decorative Artists members and is NOT to be used for commercial or political purposes. Please respect your fellow members' information. Thank you.